

SCUBE



Our supply database with detailed insight into revenues of the largest oilfield service companies

Key questions

Which oilfield service company has had the largest gain in market share this year? Which service segments have contributed to the company's revenue gain? What is the revenue outlook for these service segments? Find answers in our **Supplier Database (SCube)**, a dynamic tool that covers more than 400 listed and private oilfield service companies.

SCube enables you to

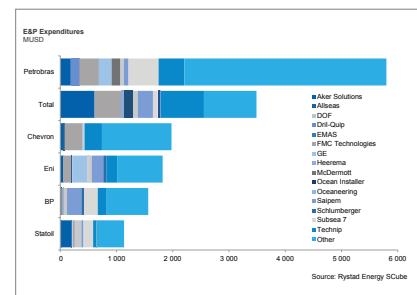

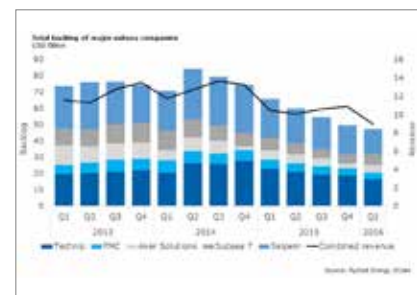
- Analyze market shares of various segments
- Obtain revenue outlook for key market players in the oilfield service industry
- Investigate different players in each region and their revenues
- Identify opportunities for potential investments and acquisitions

Key features

- Reported revenue segments per company
- Quarterly revenue breakdown for 50+ segments
- Revenue for offshore vs. onshore
- Geographic breakdown by companies
- Detailed company information, 400+ service companies
- Information on public won contracts
- Data from 2005 to 2025
- Monthly updates

Ideal for

- Oilfield service companies
- Oil and gas company procurement departments
- Financial market: investors, investment banking, equity research and M&A
- Governments and governmental agencies
- Consulting and advisory firms



Oilfield Service Solutions

Databases

- DCube
- SCube
- WellCube
- RigCube

Analytics

- Oilfield Service Analytics

OFS Analytics is included with the SCube subscription

